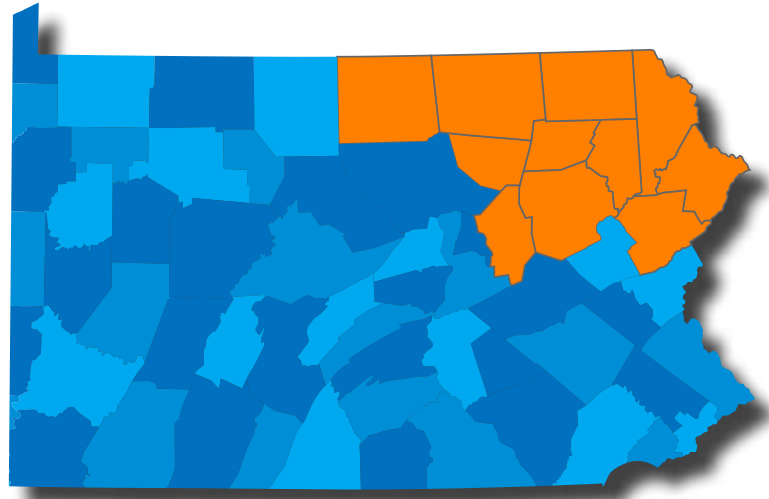




AN UPDATE ON MANUFACTURING IN LUZERNE COUNTY

June 2015



Serving eleven counties in northeast and the northern tier of Pennsylvania, NEPIRC is a private, not-for-profit corporation that works alongside small and mid-sized manufacturers on initiatives designed to increase their productivity, revenue and profitability, which ultimately create new manufacturing jobs.



Northeastern Pennsylvania Industrial Resource Center

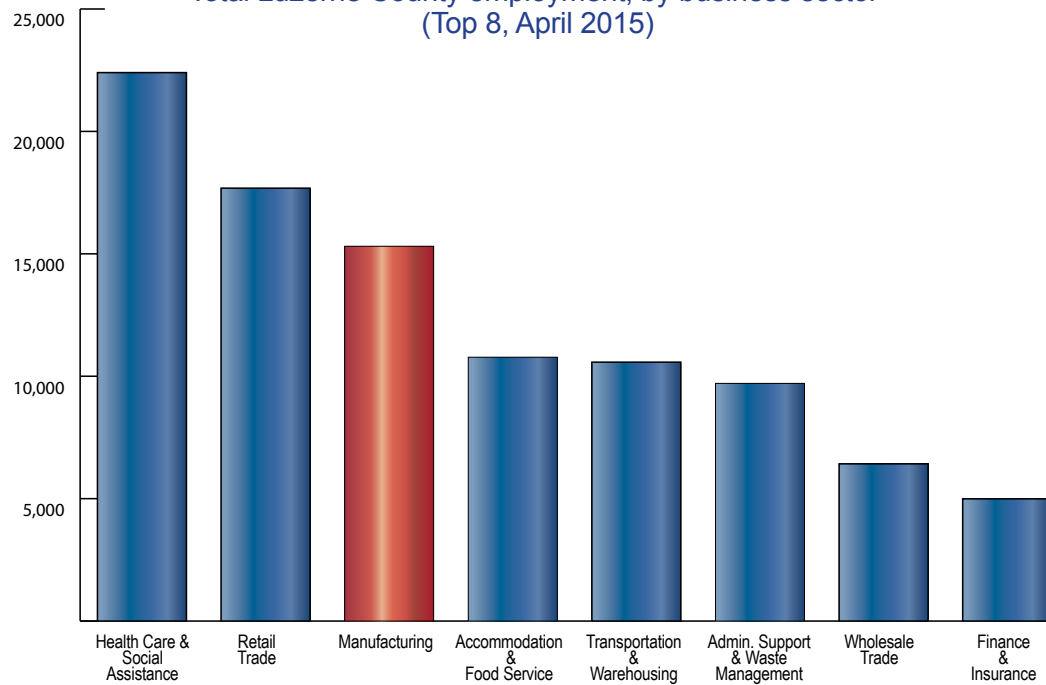
75 Young St.
Hanover Township, PA 18706
570-819-8966
eric@nepirc.com

www.nepirc.com



Manufacturing is Luzerne County's third largest employer, accounting for more than 15,000 full-time jobs, or 12.5% of total employment.

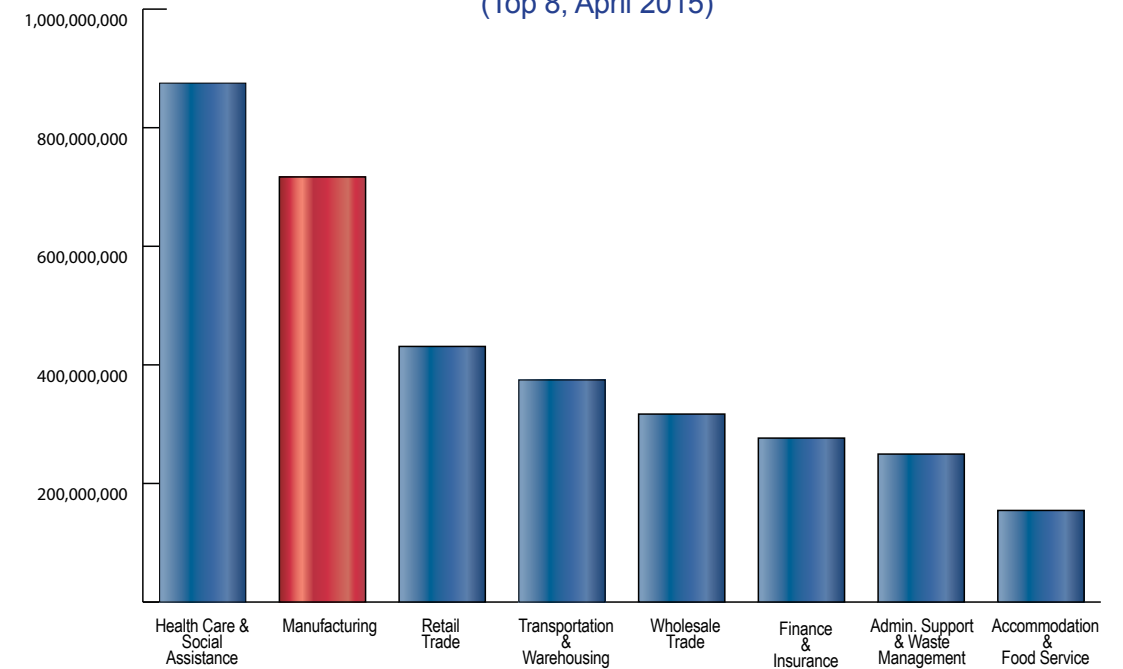
Total Luzerne County employment, by business sector (Top 8, April 2015)



Total Luzerne County manufacturer payrolls exceed \$700 million per year

Across Luzerne County, manufacturers are the second largest contributor to the regional economy in terms of total payroll. Manufacturers accounted for 18% of total county payrolls during the first quarter of 2015.

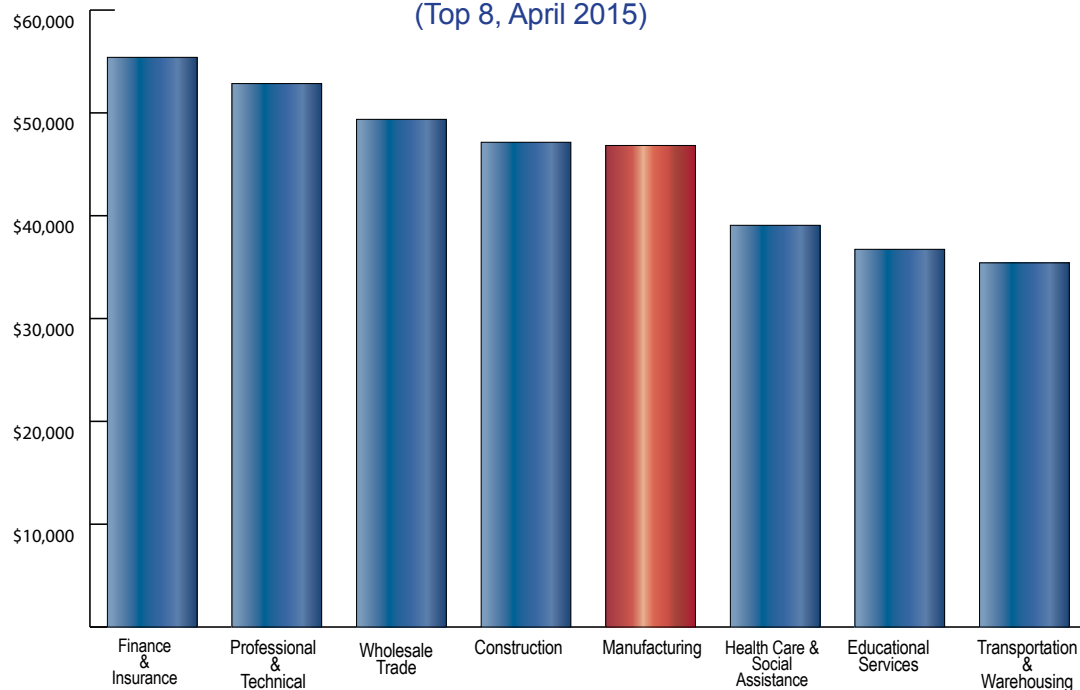
Total annual Luzerne County payrolls, by business sector (Top 8, April 2015)



Luzerne County manufacturers pay the fifth highest wage in the county

Among Luzerne County industries that support more than 2,000 employees, manufacturing provides the fifth highest average salary - \$46,832.

Luzerne County average worker wages, by business sector (Top 8, April 2015)



Manufacturing is an economic driver in Luzerne County

Ranking of Luzerne County's top 10 industries (April 2015)

Industry	County Employment	Average Wage	Total Payrolls	% of Total Workforce Earnings
Health Care & Social Assistance	1st	6th	1st	23.00%
Retail Trade	2nd	9th	3rd	11.33%
Manufacturing	3rd	5th	2nd	18.84%
Accommodation & Food Service	4th	10th	10th	4.06%
Transportation & Warehousing	5th	1st	4th	9.84%
Administrative Support & Waste Management	6th	8th	7th	6.56%
Wholesale Trade	7th	3rd	5th	8.33%
Finance and Insurance	8th	1st	6th	7.27%
Construction	9th	4th	8th	5.81%
Professional & Technical	10th	2nd	9th	4.96%

Source: PA Dept. of Labor and Industry, Center for Workforce Data and Analysis