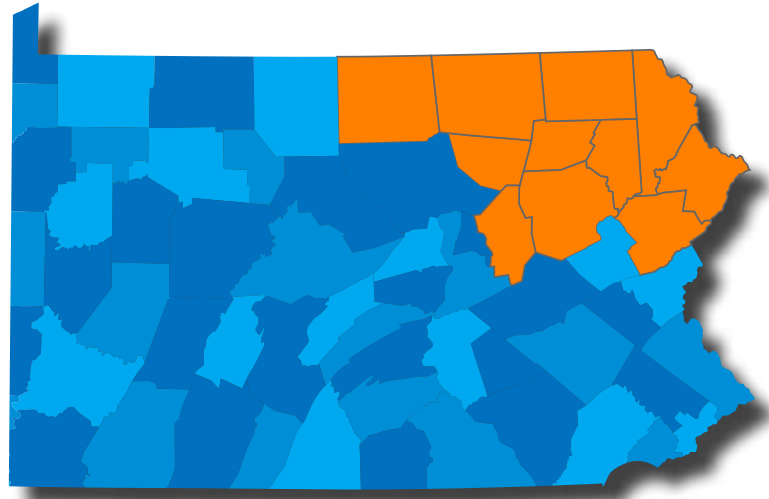




AN UPDATE ON MANUFACTURING IN MONROE COUNTY

June 2015



Serving eleven counties in northeast and the northern tier of Pennsylvania, NEPIRC is a private, not-for-profit corporation that works alongside small and mid-sized manufacturers on initiatives designed to increase their productivity, revenue and profitability, which ultimately create new manufacturing jobs.



Northeastern Pennsylvania Industrial Resource Center

75 Young St.

Hanover Township, PA 18706

570-819-8966

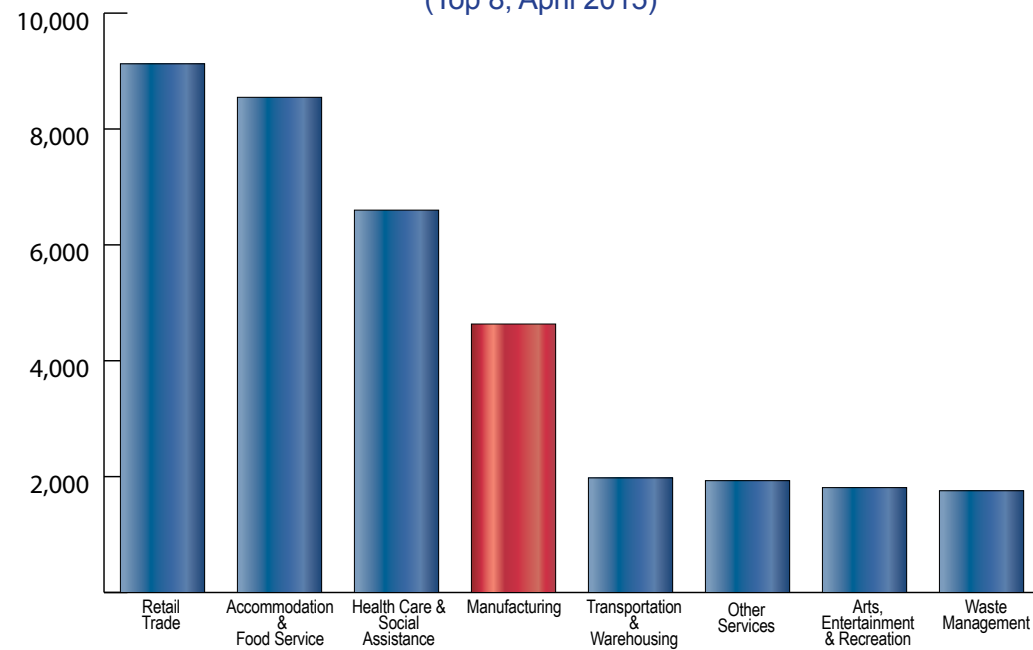
eric@nepirc.com

www.nepirc.com



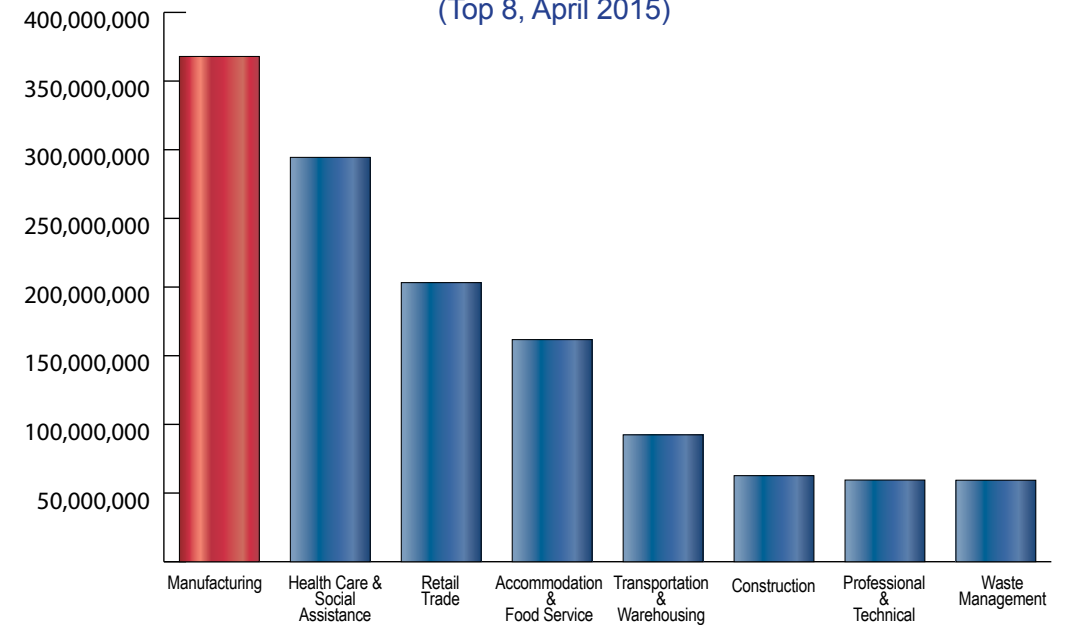
Manufacturing is Monroe County's 4th largest employer, accounting for more than 4,600 full-time jobs, or 11% of total employment.

Total Monroe County employment, by business sector (Top 8, April 2015)



Total Monroe County manufacturer payrolls exceed \$350 million per year. Across Monroe County, manufacturers contribute more to the regional economy in terms of total payroll more than any other industry. Manufacturers accounted for 24% of total county payrolls during the first quarter of 2015.

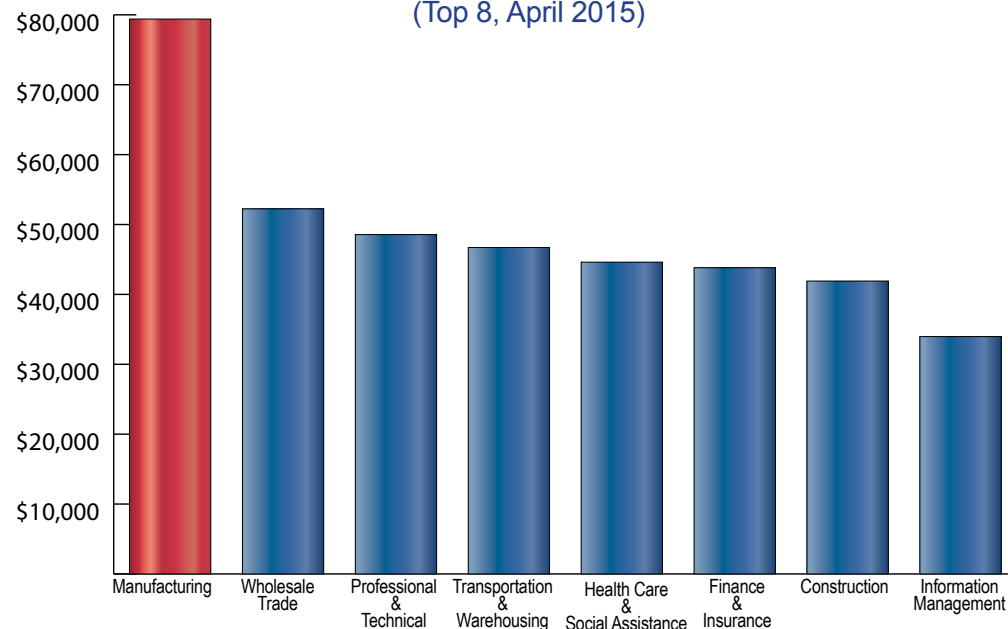
Total annual Monroe County payrolls, by business sector (Top 8, April 2015)



Monroe County manufacturers pay higher wages than any other industry

Among Monroe County industries that support more than 200 employees, manufacturing provides the highest average salary - \$79,398. That's 52% higher than the County's 2nd-highest-paying industry and more than double the overall average salary within Monroe County.

Monroe County average worker wages, by business sector (Top 8, April 2015)



Manufacturing is an economic driver in Monroe County

Ranking of Monroe County's top 10 industries (April 2015)

Industry	County Employment	Average Wage	Total Payrolls	% of Total Workforce Earnings
Retail Trade	1st	8th	3rd	13.30%
Accommodation & Food Services	2nd	9th	4th	10.60%
Health Care & Social Assistance	3rd	4th	2nd	19.30%
Manufacturing	4th	1st	1st	24.10%
Transportation & Warehousing	5th	3rd	5th	6.00%
Other Services	6th	7th	9th	3.00%
Arts, Entertainment & Recreation	7th	10th	10th	2.10%
Waste Management	8th	6th	8th	3.90%
Construction	9th	5th	6th	4.10%
Professional & Technical	10th	2nd	7th	3.90%

Source: PA Dept. of Labor and Industry, Center for Workforce Data and Analysis